




i-swim

Push your boundaries



Technical features

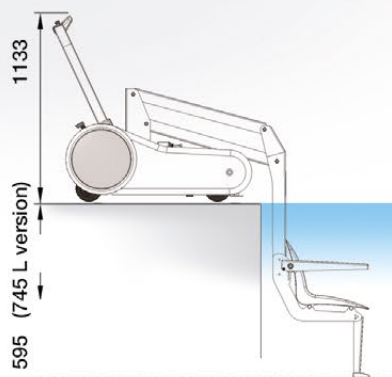
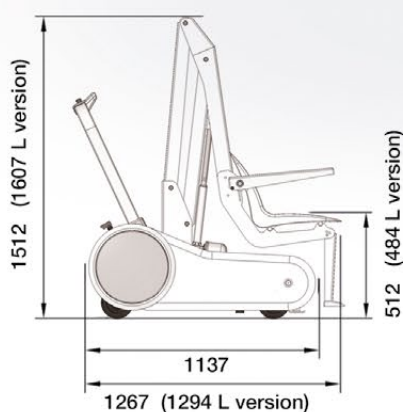
i-swim and i-swim L

Structure Materials	Aluminum / Stainless Steel
Nr of Wheels	4 (2 with brake)
Lifting structure	Parallelogram
Painting	Powder Coating
Safety	Anti-Tip and Stabilizing System – Patented
Lifting Capacity	136 kg (120 kg i-swim L)
Own Weight	ca. 140 Kg
Voltage	24V
Battery datas	2 Batteries – 2 x 18Amp
Battery Working range	50 Cycles approx.
Battery Charger	Included
Instruments (on Handrail)	Battery Load Indicator
	Up-Down Push Buttons
	Emergency Stop Button

i-swim complies the following regulations:

Directive 2006/42/CE
 Directive 2004/108/EC
 UNI EN ISO 10535
 93/42/CEE

Machine Directive
 EMC Electromagnetic Compatibility
 Hoist For The Transfer of Disabled Persons
 Medical Device Directive



Dimensions and travel

	i-swim	i-swim L
Lenght	1267 mm	1294 mm
Width	640 mm	640 mm
Height	1512 mm	1607 mm
Seat max height	512 mm	484 mm
Seat travel down	595 mm	745 mm