



**SPORT & DAILY LIVING**  
*PRODUCT RANGE*





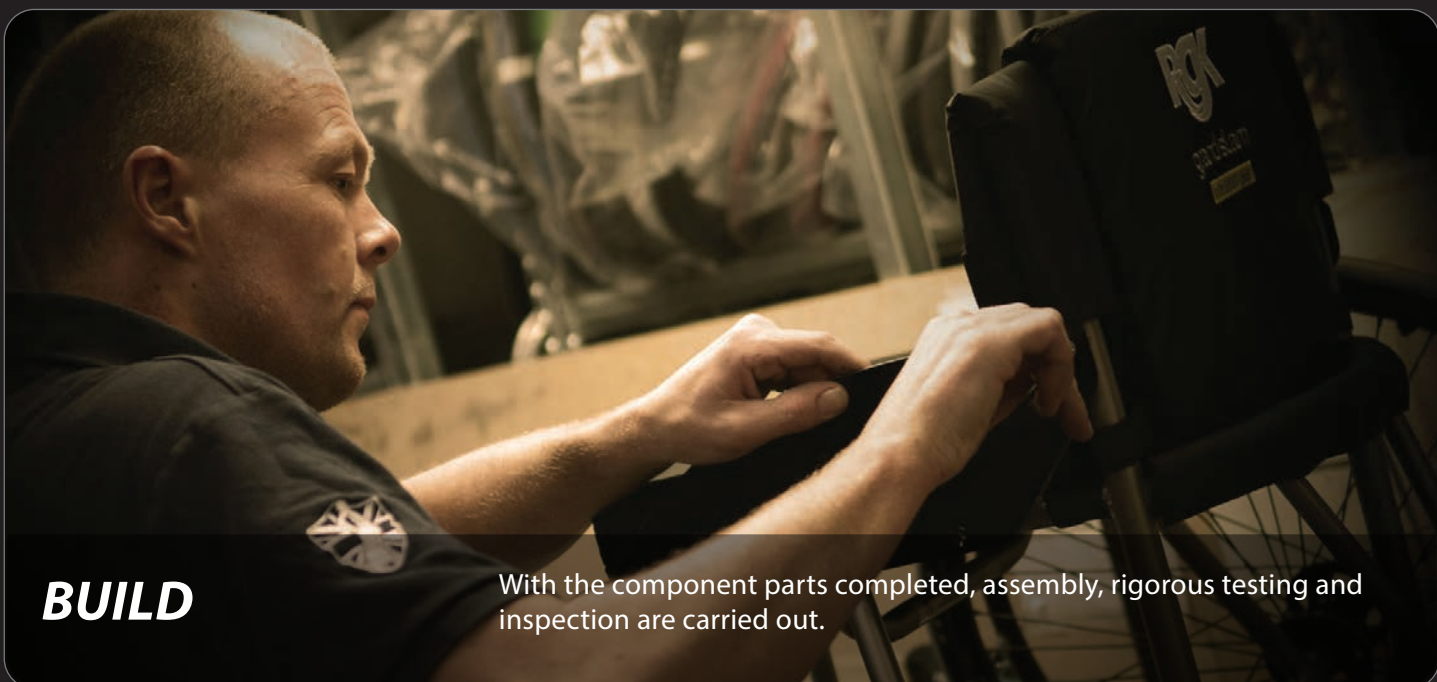
## **INTRODUCTION**

Understanding you and talking through your needs and lifestyle gives us the benchmark to initiate our design process.



## **DESIGN**

Your personal measurements are introduced to our CAD system giving accurate 3D imagery, paving the way for a flawless creation process.



## **BUILD**

With the component parts completed, assembly, rigorous testing and inspection are carried out.





# RGKi | AS INDIVIDUAL AS YOU ARE

## **MEASURING**

We take your precise measurements to ensure your chair will fit you perfectly.



## **CREATION**

Your chair is brought to life, handmade by our experienced team of technicians.



## **PERSONALISE**

Be it your club badge or a design you love. Completely personalise your chair with a picture on the back canvas. Stitched by our team of machinists in your choice of colours.



# COMMUNITIES







## ***SPORT***

ELITE .....	8
ELITE X .....	10
GRANDSLAM .....	12
GRANDSLAM X .....	14
PREDATOR .....	16
CLUB SPORT .....	18

## ***DAILY***

HI LITE Open Frame .....	24
HI LITE Closed Frame .....	26
TIGA .....	28
TIGA FX .....	30
TIGA SUB4 .....	32
TIGA JNR .....	34
OCTANE SUB4 .....	36
OCTANE FX .....	38

## ***ACCESSORIES***

FRONTWHEEL .....	40
------------------	----









# YOUR LOSS IS MY GAME

We are passionate about sporting life. Just as you constantly push yourself to be on top of your game, we are driven in developing the highest quality sports chairs to support you and your goals.

Every athlete is unique and we understand the importance of having a chair made to fit you perfectly and to support your individual needs.

## **Teams**

Unity is strength, where there is teamwork and collaboration wonderful things are achieved. Combining consultation, innovation, and tailored craftsmanship. Performance is key.

## **Individuals**

Time to focus on the task at hand, nothing else matters. Confident that your chair has been engineered to maximise your potential, you are free to concentrate on your performance. Two elements working towards the same goal.

**Believe | Live | Inspire**

## **BILL LATHAM**

**AUSTRALIAN MEN'S WHEELCHAIR BASKETBALL CAPTAIN**

*Competed in two Paralympic games; London 2012, Rio 2016*

*Won Silver at the London 2012 Paralympic Games*

*Won Gold at the 2010 IWBF World Wheelchair Basketball Championship in Birmingham, England*





# ELITE



Airtech Sport Upholstery



Bones Reds  
castor wheel bearings



Integrated Defensive Bar



Integrated anti-tip





## BASKETBALL WHEELCHAIR

### Their loss is your game!

Countdown clock is on and your team is down by one, time is ticking.

Coach gives you the play. You nailed it in training all week, time to put it into action. Train hard, win easy. Your chair takes you where you need. The crowd is cheering but you only have one thing on your mind. Pressure shot, no issue.

Integrated camber bar and foot rest, offensive wing and anti tip make this professional top of the range chair the best in the competition. Speed and tight corners are inevitable, but nothing to fear in the Elite.

Their loss is your game!

### Key Features


- Made to Measure
- Aluminium 7020 frame
- Reinforced 'impact areas' to prevent game and travel damage
- Heavy duty frame design available
- Integrated footrest
- Breathable Airtech Sport Upholstery
- Adjustable tension straps for better support and positioning
- Max user weight :125 kg
- Product weight: from 9.2 kg







# ELITE X



Camber bar



Sideguards



Unique frame design



TRI-FRAME





## BASKETBALL WHEELCHAIR

### The future is here


A quantum leap in design, the Elite X is the perfect combination of new technology and materials. At its core, this transcendent chair has a unique, pioneering carbon fibre axle, making it significantly stronger and lighter. The TRI-FRAME chassis design makes a world of difference to the distribution of energy during play. With the perfection of performance and responsiveness that the Elite X has, you certainly won't be able to blame the wheelchair anymore.

### Key Features

- Made to Measure
- Straight carbon fibre axle
- Welded sideguards with carbon fibre infill
- TRI-FRAME design
- Low ride castor forks
- Titanium fasteners
- Ceramic bearings
- Max user weight :125 kg
- Product weight: from 8.7 kg







# GrandSlam



**Integrated camber bar gives great rigidity**



**Multi adjustable knee support system**



**Integrated anti-tip for maximum strength**



**Welded sideguards ensure great lateral support**





## TENNIS WHEELCHAIR

### Match point for the championship

The most advanced tennis wheelchair available, the GrandSlam is like fluid motion, a true sight to behold. Designed entirely around your measurements and your style of play, allow the GrandSlam to give you the ultimate responsive connection, ergonomic positioning and speed that your game so desperately needs.

### Key Features

- Made to measure
- Suitable for quad and open players
- Intermediate to professional players
- Aluminium 7020 frame
- Carbon fibre knee support system
- 45mm diameter camber bar
- Max user weight :125 kg
- Product weight: from 8.5 kg







# GrandSlam X



**Airtech Sport Technology**



**Fixed or adjustable footrest position**



**Sideguards**



**TRI-FRAME**





## TENNIS WHEELCHAIR

### The future is here

A quantum leap in design, the GrandSlam X is the perfect combination of new technology and materials. At its core, this transcendent chair has a unique, pioneering carbon fibre axle, making it significantly stiffer and lighter. The TRI-FRAME chassis design makes a world of difference to the distribution of energy during play. With the perfection of performance and responsiveness that the GrandSlam X has, you certainly won't be able to blame the chair anymore.

### Ergonomics


Range of ergonomic backrest options to support your requirements for maximum comfort and balance

### Key Features

- Made to measure
- Straight carbon fibre axle
- Welded sideguards with carbon fibre infill
- A10 heat treated frame
- TRI-FRAME design
- Low ride castor forks
- Titanium fasteners
- Ceramic bearings
- Max user weight :125 kg
- Product weight: from 7.9 kg







# PREDATOR



Engineered Y frame chassis to withstand aggressive solid contact



Airtech Sport Technology breathable material



Range of Ratchet and Velcro strapping



Range of offensive and defensive frame styles





## RUGBY WHEELCHAIR

### Built with Strength and Agility in Mind

The Predator is a gnarly beast, perfectly adapted for the high-impact game play and pure aggression on court that wheelchair rugby commands. Responsive, lightweight but incredibly hard-wearing, the chair will have the perfect fit that only made to measure can provide. Heat treated frame, a Y frame chassis for excellent impact distribution and many frame options to tailor your chair to whichever version and position of rugby that you play in. Be the formidable force on court that your game requires.

### Key Features

- Made to measure
- Suitable for all forms of wheelchair rugby
- Suitable for all classes of player
- Intermediate to Professional players
- Heat treated aluminium 7020 frame
- Y frame chassis
- Max user weight :125 kg





# CLUB SPORT



Adjustable centre of gravity and quick release anti-tip



Adjustable height and angle footrest



Aluminium sideguards



Integrated offensive wing





## A team above all. Above all a team.

Feeling inspired to take up a wheelchair sport but don't want to make a major commitment just yet?

Club Sport is the chair for you! An entry level sports chair that is economical and ready to go when you are. Individualised with your own embroidery or logo and compatible with any court sport. The chair will adjust to meet your skill level - As you improve, the chair will be there to meet you.

Complete with anti tip feature to keep you safe at speed, you are free to give the game your best shot!

### Key Features

- Made to measure
- Suitable for all forms of wheelchair rugby
- Suitable for all classes of player
- Intermediate to Professional players
- Heat treated aluminium 7020 frame
- Y frame chassis
- Max user weight 125 kg
- Product weight: from 11.8 kg



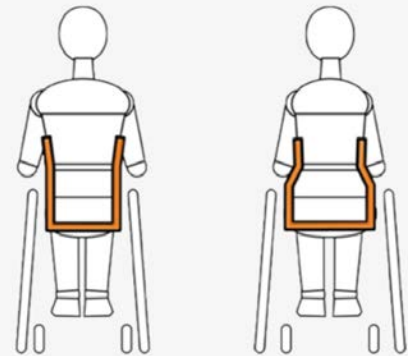


## What's made to measure all about?

Made to measure is key to getting a chair that not only fits you in size, but also gives you the best balance, comfort and posture. Getting these right will allow for complete trust in your chair.

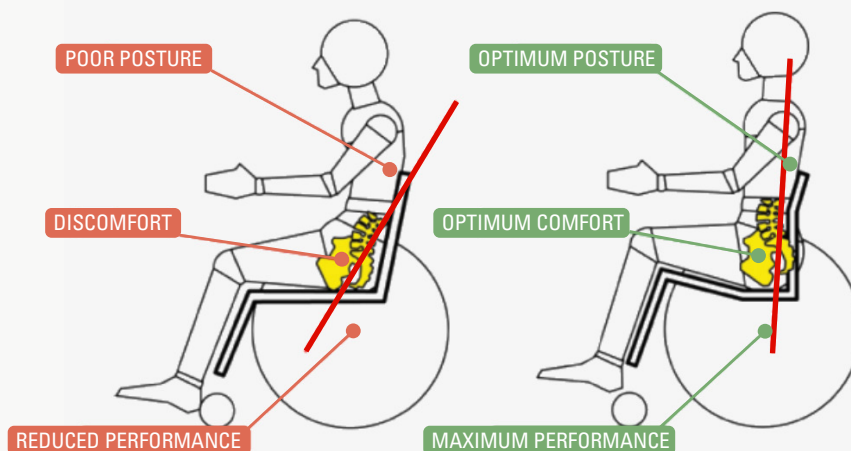
### ERGONOMICS

- Ensure comfort, pelvic positioning and balance with our range of ergonomic backrests and seats
- Feel snug and grounded with tapered seats and frame
- Taper seat frame design for complete support



### CLINICAL SEATING

- Reduce your risk of developing severe health problems and provide optimum comfort with a frame size that's built to you
- Increase the wheelchairs efficiency, make the chair compact, manoeuvrable and practical, reduce the amount of energy required to propel... All done by just having the optimum castor position.







**RGK**



Y  
L  
I  
A  
D

## CELEBRATE INDIVIDUALITY

Modern life is full and busy. Working hard and playing hard takes most of your energy. A chair that is light, responsive and manoeuvres easily is a prerequisite.

With a style that is a perfect reflection of your strength of character. Upholstery to keep you cool. Quality and tailored craftsmanship inspired by innovation and cutting edge design. Frame finishes, personalised canvas embroidery and colour accents chosen by you.

A perfect fit. From coffee with friends to public transport. Office buildings to live events. Airline travel to open road. Your life, your way. Life in the fast lane just got faster.

**Believe | Live | Inspire**







# Hi·Lite


OPEN FRAME



Adjustable centre of gravity  
(integrated available)



Welded castor housing with  
aluminium cap and welded castor  
fork



Optional folding backrest



Height adjustable footrest and  
velcro calf strap





## Flexible and Lightweight

Manoeuvre easily throughout your daily life.

Having a lightweight titanium open-framed design, a choice of wheel and castor sizes and your specifications met using RGKi, the advantage of the Hi-Lite is its adjustable centre of gravity, providing confidence to manoeuvre easily throughout your daily life.

## Key Features

- Titanium open frame design
- Adjustable centre of gravity
- Choice of castor and rear wheel sizes
- Individual specifications with RGKi
- 25 mm diameter frame tube size
- Max user weight 125 kg
- Product weight: from 8.6 kg





# Hi·Lite

**CLOSED FRAME**



**Aluminium castor housing cap and low ride castor forks**



**Fixed aluminium sideguards**



**Adjustable centre of gravity**



**Height adjustable footrest and velcro calf strap**





## Lightweight and Rigid

Ideal for a busy lifestyle.

Need a closed frame design? The best of both worlds - lightweight titanium with strength of a closed frame, the closed frame Hi Lite will meet the demands of your busy life.

Make the chair distinctly your own, with individual specifications and colour accents using RGKi.

## Key Features

- Titanium closed frame design
- Adjustable centre of gravity
- Height adjustable titanium footrest
- Individual specifications with RGKi
- 25 mm diameter frame tube size
- Max user weight 125 kg
- Product weight: from 8.6 kg





# TIGA



TIGA folding backrest with activation cable and upholstery guides



Low ride TIGA castor fork, black anodised



Neoprene frame protectors with calf strap location guide



Integrated camber bar option



## Life in the safe lane just got faster!

Reliability, quality and an unquestionable trust that it can do whatever you ask of it – that's what you need from a wheelchair. TIGA is ideal for all aspects of busy daily life.

The lightweight aluminium open or closed frame of the TIGA with its Airtech upholstery and forged design castor arm, and made to your individual specifications using RGKi is available with a choice of anodised accent colours.

### Key Features

- Aluminium 7020 frame
- Open or closed frame design
- Forged design castor arm
- Airtech upholstery system
- Choice of anodised accent colours
- Individual specifications with RGKi
- Max user weight 125 kg
- Product weight: from 7.7 kg






# TIGAFX



Forged castor arm with colour coordinated accent cap



Integrated footrest with carbon fiber cover option



Q Lock front frame folding system



Air Tech strap adjustable backrest upholstery



## The wheelchair you can take anywhere - in durable aluminium

Short on Space? No problem!

We designed a wheelchair so portable it fits into aircraft overhead storage lockers (and the boot of your car) TIGA FX folds into a briefcase style shape, ideal for storage in tight spaces. Small car, no issue. Aircraft storage, no issue.

Our Q-lock system ensures all the benefits of a folding chair without compromising strength.

The system is simple, clean and streamlined enough to meet all your transport needs.

A folding chair that is lightweight and rigid - For people with places to go.

### Key Features

- Aluminium 7020 frame
- Q-lock folding frame and backrest
- Forged design castor arm
- Airtech upholstery system
- Choice of anodised accent colours
- Max user weight 110 kg
- Product weight: from 8.6 kg





# TIGA

## SUB 4



Adjustable mesh strap  
seat upholstery



Lightweight Carbon fiber footplate



Lightweight Carbon fiber  
sideguards with fender



Super light castors,  
4" x 1.25" with aluminium centre



## The Lightest Aluminium Wheelchair

Our made to measure wheelchair frame is guaranteed to be under 4 kg\*, we'll even write the exact weight on your certified frame - This includes all standard components such as; compact wheel locks, carbon fiber side guards with fender, Froglegs castors, carbon fiber footrest cover and upholstery.

*The lighter the wheelchair, the less energy you need to push – it's as simple as that.*

The Sub4 glides effortlessly due to the lightweight and rigid frame, you can be sure the TIGA Sub4 isn't just super light, but it's super strong too!

### Key Features

- Aerospace grade 7 series aluminium
- Optimised hollow forged castor arm
- Fixed centre of gravity
- Fixed backrest
- Low profile cross braces
- Optimised single tube design
- Optimised axle and pin set up with Titanium sleeves
- Polished or brushed finish
- Lightweight sideguard mounting
- Lightweight brake mounting system
- Max user weight 110 kg
- Product Weight : less than 4 kg guaranteed\*  
(excluding wheels and cushion)





# TIGA *jr*



Swing away anti-tippers for easy use



Forward mounted castors for improved stability and self-propelling



Kid friendly options, like short footplates and brake extensions.



Height adjustable and removable push handles



## CHILDREN'S WHEELCHAIR

### Fun, stylish, paediatric, made to measure wheelchair

Children long to explore, need their own independence and ultimately to fulfil their potential. Their wheelchair shouldn't inhibit their love for their experiences. The TIGA Junior is here to help. Built in growth allows for a longevity of the life of the chair, and its lightness makes self-propulsion or pushing them that little bit easier. The TIGA Junior is the tool that encourages them to move forwards literally and figuratively by themselves. Confidence, independence and individuality is everything they want.

The TIGA Junior is specifically designed to children's individual measurements, and can be personalised through a choice of colours and embroidery. The unique intelligent growth system provides maximum flexibility and adjustability to grow, allowing for the best start in life.

### Key Features

- Made to measure
- Aluminium 7020 frame
- Intelligent growth system
- Crash tested
- Optimised bio mechanics for maximum power and efficiency
- Grows with your child! Equipped with the innovative growth system including adjustable features and flexibility
- Abduction seat and adjustable footrest for improved leg position and transfer stability
- Height adjustable push handles (also removable)
- Max. weight 75 kg
- Product weight from 7.5 kg





# OCTANE

## SUB4



Frame finish options:  
polished or brushed



SUB4 technology -  
guaranteed under 4 kg\*



Low profile castor arm design



Single post axle



## The world's first made to measure titanium wheelchair; guaranteed under 4 kg\*

The Octane SUB4 elevates the daily wheelchair to a whole new level of performance and engineering down to the finest detail.

We took a classic design and redefined it even further by combining SUB4 technology with a hand crafted made-to-measure titanium grade 9 frame. Resulting in an ultra-lightweight and rigid wheelchair that is perfectly designed to fit you and your lifestyle.

### Key Features

- Titanium Grade 9 frame
- Made to measure
- Rigid and lightweight
- Low profile castor arm technology
- Airtech SUB4 technology
- Low profile cross braces
- Optimised single tube design
- Smooth ride
- No corrosion, incredible durability
- Max user weight 110 kg
- Less than 4 kg guaranteed\* (excluding wheels and cushion)





# OCTANEFX



Q-lock folding system



Grade 9 Titanium Frame



Airtech technology  
to keep you cool



Compact folding feature





## The wheelchair you can take anywhere - in high performing titanium

The Octane FX has a revolutionary design that allows you to fold the chair into a very compact size. This unique folding feature makes it easier to transport the chair in small vehicles. The titanium frame makes the chair perfect for a trip to the beach or stroll down the street. With the Octane FX, you truly can go anywhere.

### Key Features

- Grade 9 Titanium as standard
- New Q-lock™ Folding System
- Optimised bio-mechanics for maximum power and efficiency
- Rigid lightweight frame
- Low ride caster forks for optimum performance
- Low-profile caster arm design
- Low profile cross braces
- Optimised axle and pin set up with titanium sleeves
- Lightweight carbon fiber sideguards with fender
- Lightweight carbon fiber footplate
- Product weight: 5.5 kg







# **FRONTWHEEL**



**200x50 pneumatic tyre with anti-flutter fork**



**Quick release handles to activate and release**



**Robust three point connection to frame**



**Retro fit to any TIGA/TIGA FX via mounting clamps**



## Pushing the boundaries, see where it will take you

Developing solutions to improve your way of living is what we thrive on everyday which is why we have designed the FrontWheel.

It enables you to travel across grass, cobbles, mud, gravel and other uneven ground easily by keeping your front castor wheels off the floor at all times when you move in any direction, including backwards.

### Key Features

- Exclusive to the TIGA and TIGA FX
- Three point frame connection
- Compact and easy to install in seconds
- Fits to frame with support under footrest for strength
- Castor wheels remain off the ground at all times in any direction
- Footrest width is unaffected
- No need to move feet during installation
- Locks up and down for when both in use and not in use







# **RGK**

***“IF IT  
DOESN'T  
CHALLENGE  
YOU, IT  
DOESN'T  
CHANGE  
YOU.”***

***SOPHIE CARRIGILL***







**SUNRISE**  
**MEDICAL**

© 2021 Sunrise Medical RGK PRODUCT RANGE AU REV F

Sunrise Medical Australia Pty Ltd  
11 Daniel Street, Wetherill Park, NSW 2164  
Phone: (02) 9678 6600  
Email: [enquiries@sunrisemedical.com.au](mailto:enquiries@sunrisemedical.com.au)  
Website: [www.sunrisemedical.com.au](http://www.sunrisemedical.com.au)